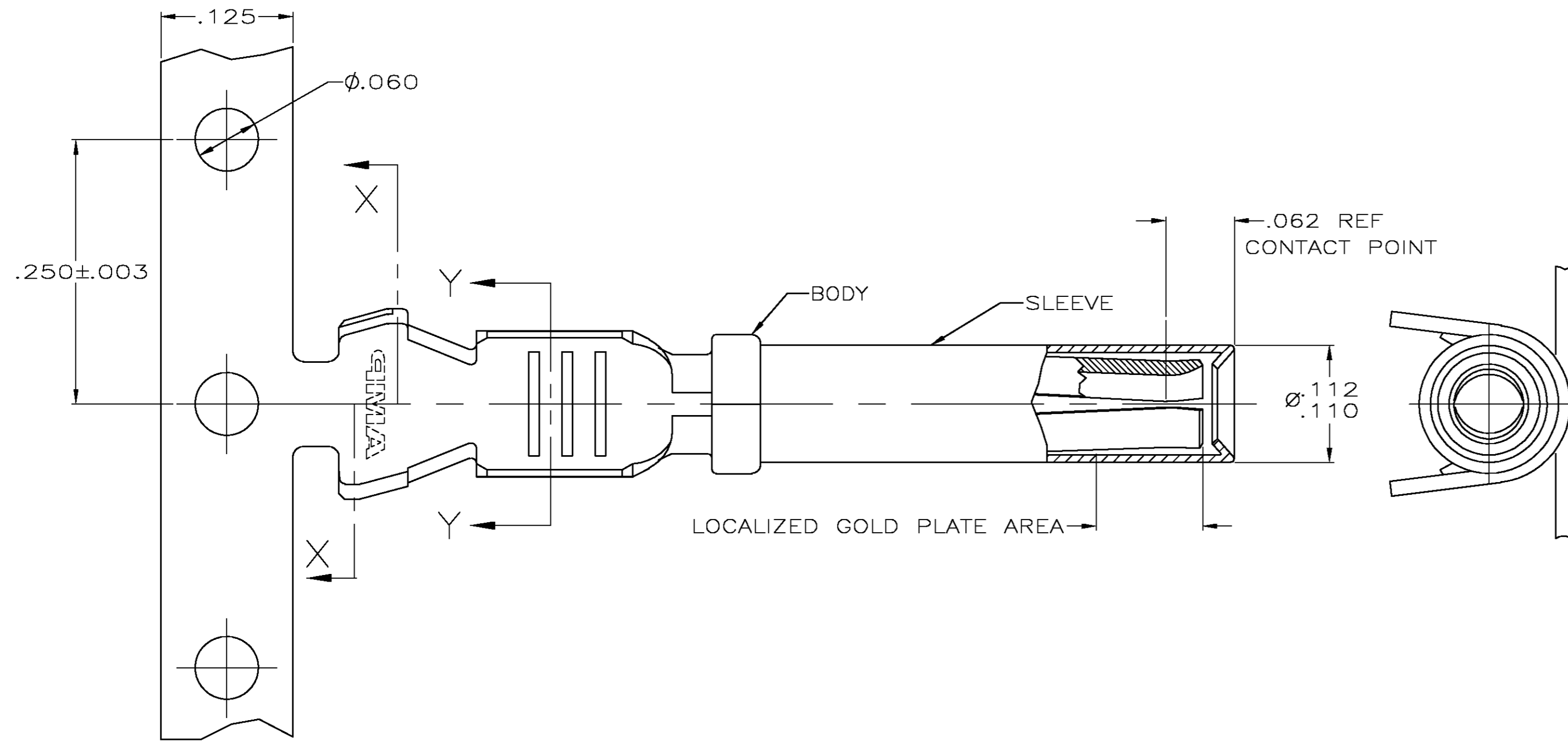
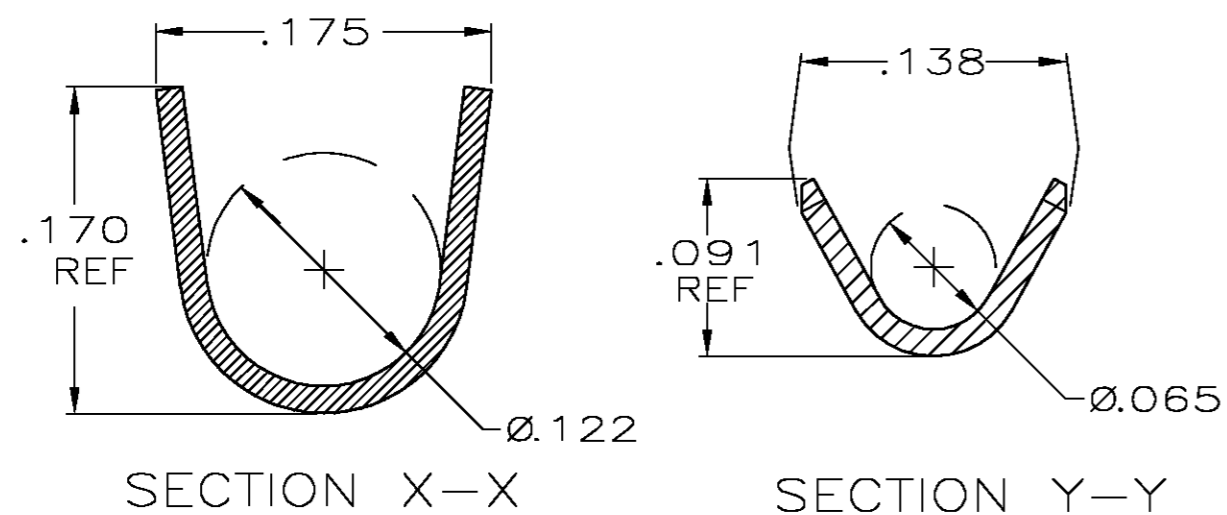
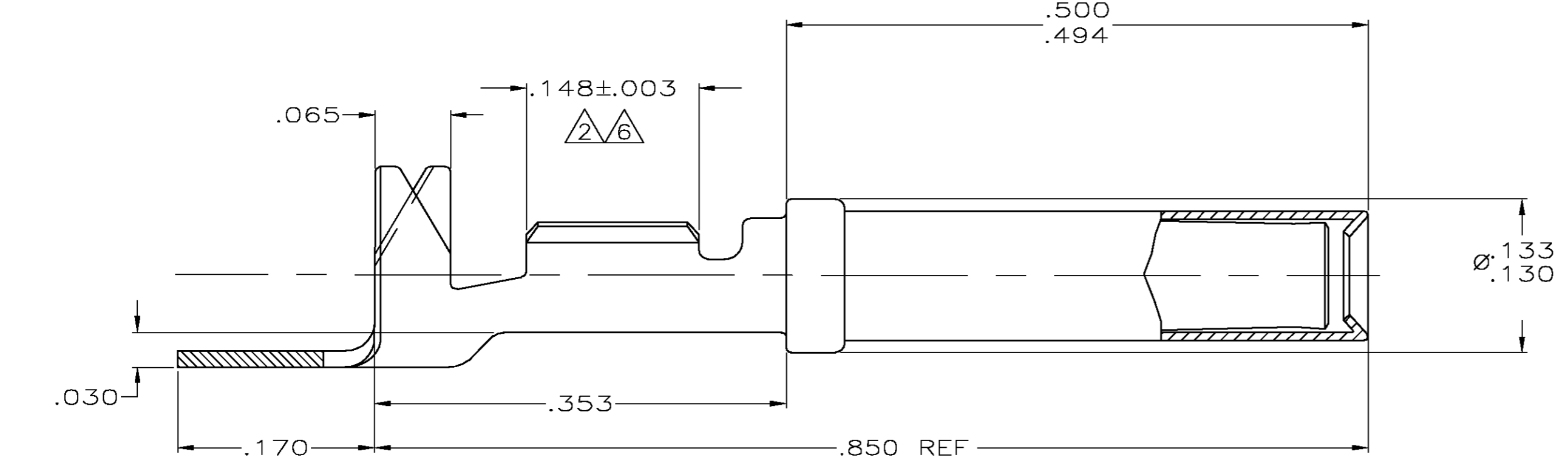


THIS DRAWING IS UNPUBLISHED. RELEASED FOR PUBLICATION
 © COPYRIGHT BY TYCO ELECTRONICS CORPORATION. ALL RIGHTS RESERVED.

LOC		DIST		REVISIONS			
P	LTR	DESCRIPTION		DATE	DWN	APVD	
0		REV PER EC OK40-0124-04		03JUN2004	AH	MPT	



- 1 MATERIAL:
 BODY: .014 THK. COPPER ALLOY.
 SLEEVE: .007 THK. STAINLESS STEEL.
- 2 FINISH:
 BODY: .000030 MIN SELECT GOLD IN LOCALIZED GOLD PLATE AREA, AND .000100-.000200 TIN IN LOCALIZED TIN PLATE AREA.
 ALL OVER: .000040-.000080 THK. NICKEL.
 SLEEVE: PASSIVATE PER 112-230-2, METHOD 1.
- 3. CONTACT TO BE LUBED WITH LUBRICANT PER AMP P/N 22014-4.
- 4. WIRE RANGE: 20-18 AWG WITH INSULATION DIAMETERS OF .089 - .131 INCHES.
- 5. SLEEVE MUST WITHSTAND PULL OFF FORCE IN DIRECTION PARALLEL TO CENTER OF TERMINAL OF 10 LBS MINIMUM.
- 6 MATERIAL:
 BODY: .000100 - .000200 TIN IN LOCALIZED TIN PLATE AREA.
 ALL OVER: .000040 - .000080 THK NICKEL.
 SLEEVE: PASSIVATE PER 112-230-2, METHOD 1.



THIS DRAWING IS A CONTROLLED DOCUMENT.		DWN DL DRUMMOND 07MAY2004	776493-2	
DIMENSIONS: INCHES		CHK MP TRULL 07MAY2004	776493-1	
TOLERANCES UNLESS OTHERWISE SPECIFIED:		APVD MP TRULL 07MAY2004	FINISH PART NUMBER	
0 PLC ± -	1 PLC ± -	PRODUCT SPEC	ASSEMBLY, SOCKET	
2 PLC ± .02	3 PLC ± .005	APPLICATION SPEC	SIZE A2	CAGE CODE 00779
4 PLC ± -	ANGLES ± -	WEIGHT -	DRAWING NO C=776493	RESTRICTED TO -
MATERIAL 1	FINISH SEE TABLE	CUSTOMER DRAWING	SCALE 10:1	SHEET 1 OF 1
				REV 0